

# SPECIFICATIONS

## FR0700M01/02 2¾" ferrite magnet, paper cone fullranges, 4/8 ohm

The 2¾" transducers FR0700M01 (4 ohm) and FR0700M02 (8 ohm) were designed especially for compact high quality multimedia and lifestyle speakers, where sound reproduction without compromises is required, while still keeping size small. They are cost effective designs suited for larger scale manufacturers.



### FEATURES

- FEA optimized suspension for perfect symmetry, reducing even order harmonic distortion
- Rigid paper cone to ensure piston motion even at high levels
- True full range extension to 20 kHz
- Vented polymer chassis for lower air flow speed reducing audible distortion
- Vented voice coil former for reduced distortion and compression
- Heavy-duty black fiber glass voice coil bobbin to reduce mechanical losses resulting in better dynamic performance and low-level details
- Large motor with 22 mm voice coil diameter for better control and power handling
- Low-loss suspension (high Qm) for better reproduction of details and dynamics
- Black motor parts for better heat transfer to the surrounding air
- New damper (spider) woven of a mix of polymers and natural fibers for improved durability
- Gold plated terminals to ensure long-term trouble free connection
- Delivered with foam gasket attached for hassle-free mounting and secure cabinet sealing



### NOMINAL SPECIFICATIONS

Notes	Parameter	FR0700M01		FR0700M02		Unit
		Before burn-in	After burn-in	Before burn-in	After burn-in	
	Nominal size	2¾		2¾		[inch.]
	Nominal impedance	4		8		[ohm]
	Recommended max. upper frequency limit	full range		full range		[kHz]
1, 4	Sensitivity, 2.83V/1m (average SPL in range 200 - 20,000 Hz)	85		82		[dB]
2, 4	Power handling, short term, IEC 268-5, no additional filtering	60		60		[W]
2, 4	Power handling, long term, IEC 268-5, no additional filtering	25		25		[W]
2, 4	Power handling, continuous, IEC 268-5, no additional filtering	10		10		[W]
	Effective radiating area, S <sub>d</sub>	22		22		[cm <sup>2</sup> ]
3, 4, 6	Resonance frequency (free air, no baffle), F <sub>s</sub>	116		120		[Hz]
	Moving mass, incl. air (free air, no baffle), M <sub>ms</sub>	2.15		2.0		[g]
3, 4	Force factor, B <sub>xl</sub>	2.3		2.9		[N/A]
3, 4, 6	Suspension compliance, C <sub>ms</sub>	0.88		0.88		[mm/N]
3, 4, 6	Equivalent air volume, V <sub>as</sub>	0.60		0.60		[lit.]
3, 4, 6	Mechanical resistance, R <sub>ms</sub>	0.11		0.11		[Ns/m]
3, 4, 6	Mechanical Q, Q <sub>ms</sub>	14.2		13.7		[-]
3, 4, 6	Electrical Q, Q <sub>es</sub>	0.89		1.08		[-]
3, 4, 6	Total Q, Q <sub>ts</sub>	0.83		1.0		[-]
4	Voice coil resistance, R <sub>DC</sub>	3.0		6.0		[ohm]
5	Voice coil inductance, L <sub>e</sub> (measured at 10 kHz)	0.067		0.11		[mH]
	Voice coil inside diameter	22		33		[mm]
	Voice coil winding height	38		8		[mm]
	Air gap height	3		3		[mm]
	Theoretical linear motor stroke, X <sub>max</sub>	±2.5		±2.5		[mm]
	Magnet weight					[g]
	Total unit net weight excl. packaging					[kg]
3, 4, 5	K <sub>rm</sub>					[mohm]
3, 4, 5	E <sub>rm</sub>					[-]
3, 4, 5	K <sub>xm</sub>					[mH]
3, 4, 5	E <sub>xm</sub>					[-]

Note 1 Measured in infinite baffle.

Note 2 Tested in free air (no cabinet).

Note 3 Measured using a semi-constant current source, nominal level 2 mA.

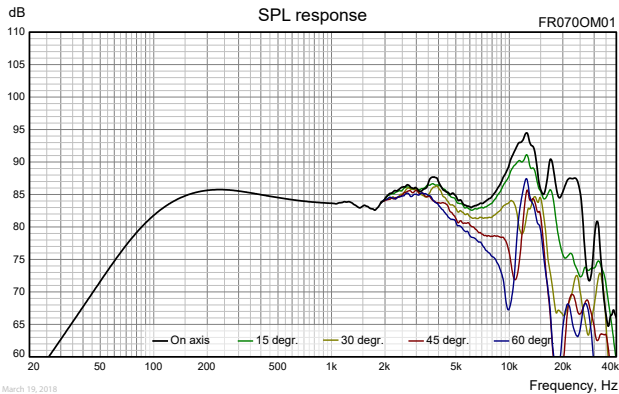
Note 4 Measured at 25 deg. C

Note 5 It is generally a rough simplification to assume that loudspeaker transducer voice coils exhibit the characteristics of an inductor. Instead it is a far more accurate approach to use the more advanced model often referred to as the "Wright empirical model", also used in LEAP-4 as the TSL model ([www.linearx.com](http://www.linearx.com)), involving parameters K<sub>rm</sub>, E<sub>rm</sub>, K<sub>xm</sub>, and E<sub>xm</sub>. This more accurate transducer model is described in a technical paper [here at our web site](#).

Note 6 After burn-in specifications are measured 12 hours after exciting the transducer by a 20 Hz sine wave for 2 hours at level 4.0/5.7 VRMS (4/8 ohm version). The unit is not burned in before shipping.

# SPECIFICATIONS

## FR0700M01/02 2 3/4" ferrite magnet, paper cone fullranges, 4/8 ohm



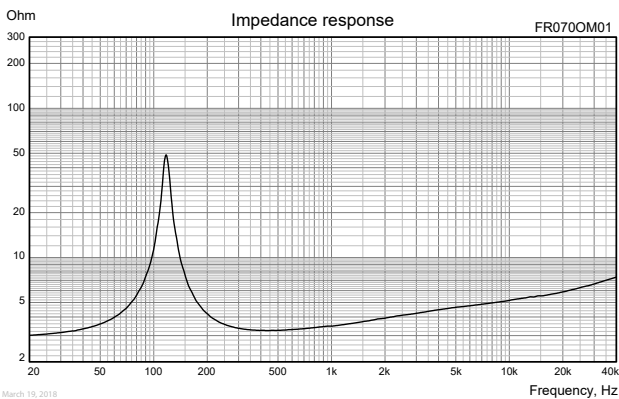
**Important!**  
Please observe that graphs on the left side of this page and the below text files for download are actual measurements of the drivers measured in infinite baffle and without any enclosure. Measuring the drivers in a finite baffle (like the baffle of most speaker cabinets) and in any size of enclosure will lead to different response curves.



Download FR0700M01 on-axis SPL response as .txt file

Measuring conditions, SPL

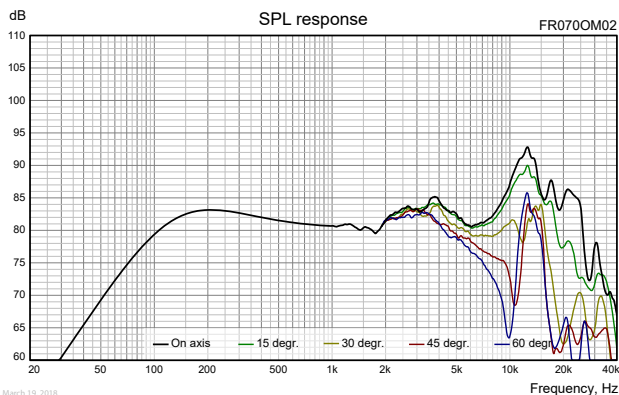
Driver mounting: Flush in infinite baffle, back side open (no cabinet)  
Microphone distance: 1.0 m  
Input signal: 2.83 V<sub>RMS</sub> stepped sine wave  
Smoothing: 1/6 oct.



Download FR0700M01 Impedance response as .txt file

Measuring conditions, impedance

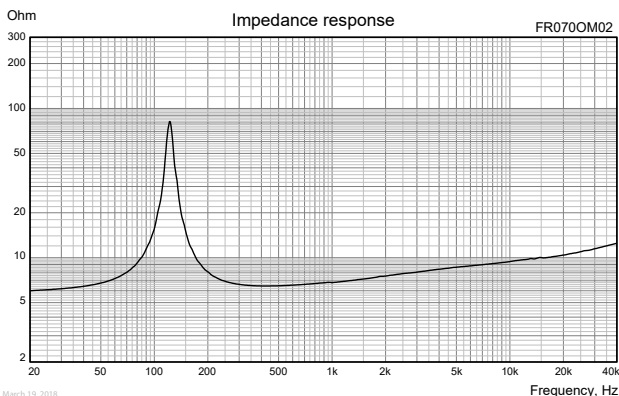
Driver mounting: Free air, no baffle, back side open (no cabinet)  
Input signal: Stepped sine wave, semi-current-drive, nominal current 2 mA  
Smoothing: None



Download FR0700M02 on-axis SPL response as .txt file

Measuring conditions, SPL

Driver mounting: Flush in infinite baffle, back side open (no cabinet)  
Microphone distance: 1.0 m  
Input signal: 2.83 V<sub>RMS</sub> stepped sine wave  
Smoothing: 1/6 oct.



Download FR0700M02 Impedance response as .txt file

Measuring conditions, impedance

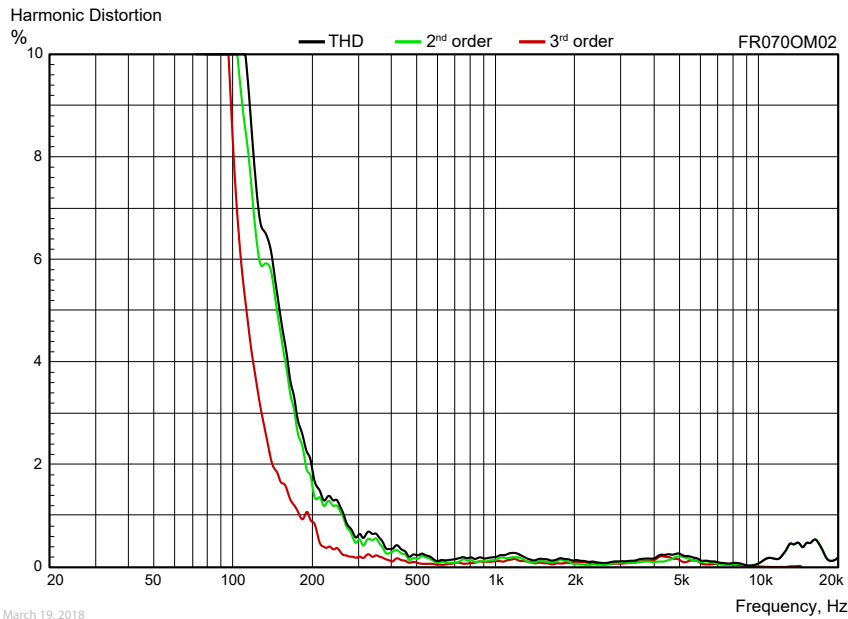
Driver mounting: Free air, no baffle, back side open (no cabinet)  
Input signal: Stepped sine wave, semi-current-drive, nominal current 2 mA  
Smoothing: None

# SPECIFICATIONS



FR0700M01/02 2 3/4" ferrite magnet, paper cone fullranges, 4/8 ohm

## HARMONIC DISTORTION



March 19, 2018

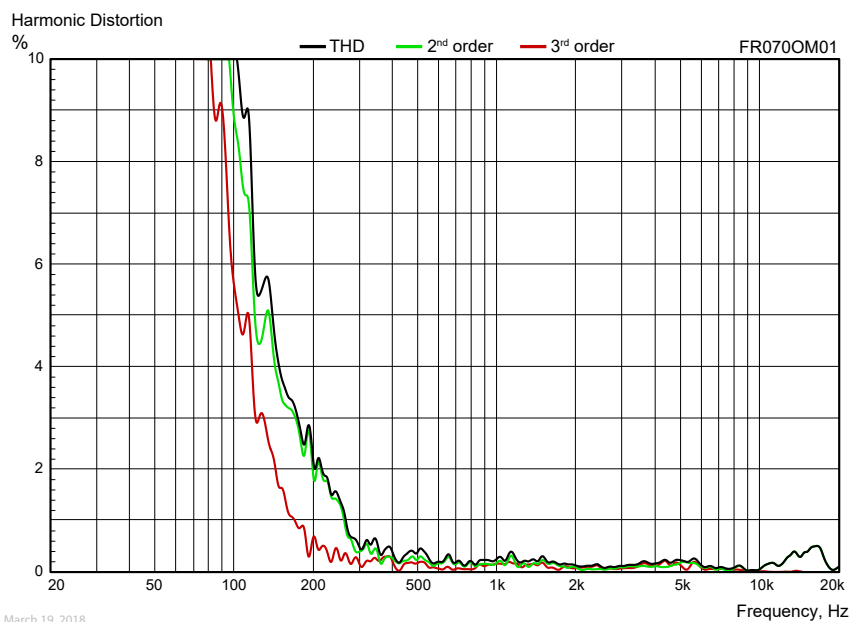
### Measuring conditions, Harmonic Distortion

Driver mounting: In sealed, heavily stuffed enclosure, internal volume 1.0 lit.

Microphone distance: 0.5 m

Input signal: Stepped sine wave, 1.9 VRMS (FR0700M01) / 2.7 VRMS (FR0700M02)

Smoothing: 1/12 oct.

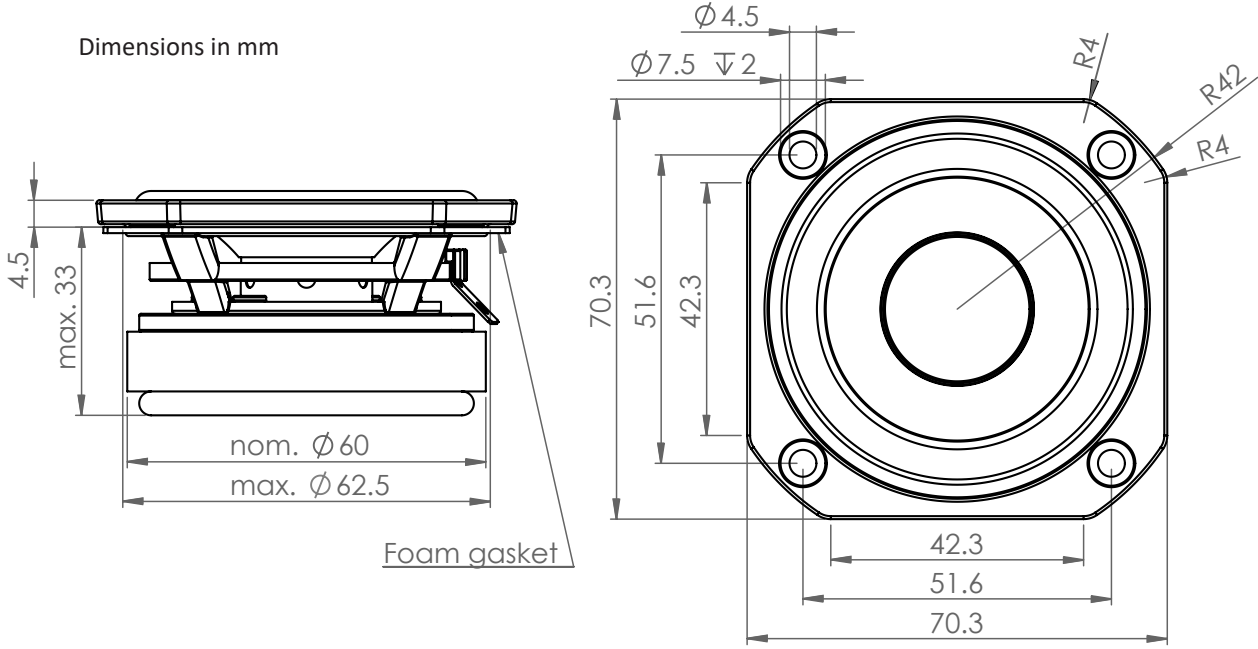


March 19, 2018

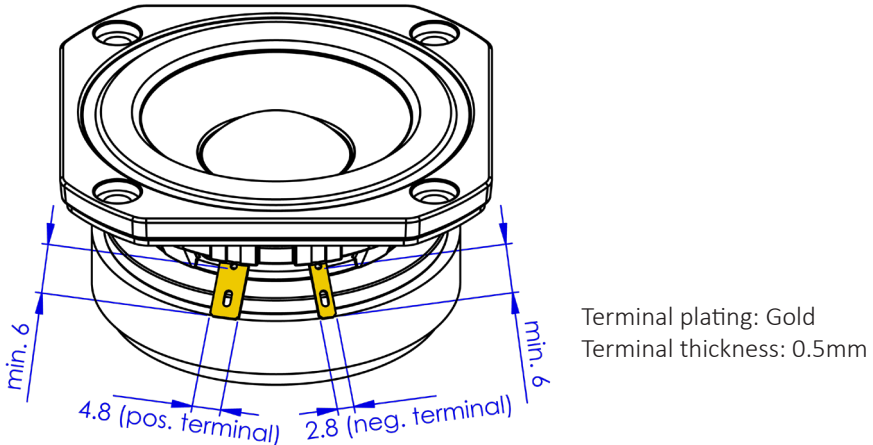
# SPECIFICATIONS

**FR0700M01/02 2 3/4" ferrite magnet, paper cone fullranges, 4/8 ohm**

### OUTLINE DRAWING (nominal dimensions)



### CONNECTIONS



### PACKAGING AND ORDERING INFORMATION

Part no. FR0700M01-01	4 ohm version, packed in bulk (industrial) packaging
Part no. FR0700M02-01	8 ohm version, packed in bulk (industrial) packaging

Latest update March 31, 2018