

SPECIFICATIONS



TW030WA23/24/25/26 30 mm neo tweeter, Tetonon/Graphene dome 4/8 ohm

TW030WA23/24/25/26 are true high-end tweeters designed for the most demanding applications featuring an array of performance improving details that participate in obtaining low resonance frequency, low distortion and extended frequency response.

FEATURES

- Graphene reinforced textile dome with increased high-frequency extension, consistency, and temperature rating
- 30 mm voice coil design with high power handling, and low resonance frequency
- Copper clad center pole yielding very low voice coil inductance for reduced distortion and increased high frequency output
- Vented through to a damped rear chamber for low resonance frequency and low distortion
- Rear heat sink for increased long term power handling
- Vented voice coil former for reduced distortion and compression
- Copper-clad aluminium voice coil wire offering lower moving mass for improved efficiency and transient response
- Built-in cavities under dome/edge to equalize pressure - for lower distortion and lower resonance frequency
- Flexible lead wires for higher power handling and larger excursion
- Gold plated terminals to prevent oxidation and ensure long-term reliable connection
- Delivered with foam gasket attached for hassle-free mounting and secure cabinet sealing



TW030WA23/24 are delivered with face plate, while TW030WA25/26 ship without any face plate

NOMINAL SPECIFICATIONS

Notes	Parameter	Value		Unit
		TW030WA23/25	TW030WA24/26	
	Nominal size	30	30	[mm]
	Nominal impedance	4	8	[ohm]
	Recommended frequency range	2 - 30	2 - 30	[kHz]
1, 4	Sensitivity, 2.83V/1m (average SPL in range 2 - 20 kHz)	94	91.5	[dB]
2	Power handling, short term, IEC 268-5, 2.5 kHz@12dB/oct.	1,000	1,000	[W]
2	Power handling, long term, IEC 268-5, 2.5 kHz@12dB/oct.	145	145	[W]
2	Power handling, continuous, IEC 268-5, 2.5 kHz@12dB/oct.	50	50	[W]
	Effective radiating area, S _d	11.5	11.5	[cm ²]
3, 4, 6	Resonance frequency (free air, no baffle), F _s	750	775	[Hz]
	Moving mass, incl. air (free air, no baffle), M _{ms}	0.43	0.40	[g]
3	Force factor, B _{xl}	2.0	2.3	[N/A]
3, 4, 6	Suspension compliance, C _{ms}	0.106	0.106	[mm/N]
3, 4, 6	Equivalent air volume, V _{as}	20	20	[mlit.]
3, 4, 6	Mechanical resistance, R _{ms}	0.72	0.73	[Ns/m]
3, 4, 6	Mechanical Q, Q _{ms}	2.8	2.7	[-]
3, 4, 6	Electrical Q, Q _{es}	1.82	2.31	[-]
3, 4, 6	Total Q, Q _{ts}	1.10	1.24	[-]
4	Voice coil resistance, R _{DC}	3.5	6.5	[ohm]
5	Voice coil inductance, L _e (measured at 10 kHz)			[μH]
	Voice coil inside diameter	30.4	30.4	[mm]
	Voice coil winding height	1.7	1.7	[mm]
	Air gap height	3.0	3.0	[mm]
	Theoretical linear motor stroke, X _{max}	±0.65	±0.65	[mm]
	Magnet weight	23	23	[g]
	Total unit net weight excl. packaging	135/120	135/120	[g]
3, 4, 5	K _{rm}			[mohm]
3, 4, 5	E _{rm}			[-]
3, 4, 5	K _{xm}			[mH]
3, 4, 5	E _{xm}			[-]

Note 1 Measured in infinite baffle.

Note 2 Tested in free air (no cabinet, no baffle).

Note 3 Measured using a semi-constant current source, nominal level 2 mA.

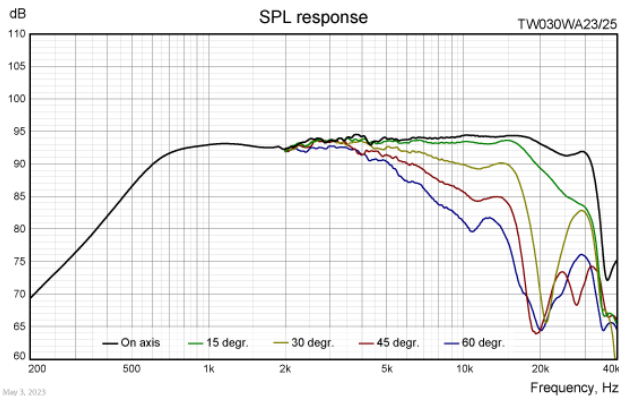
Note 4 Measured at 25 deg. C

Note 5 It is generally a rough simplification to assume that loudspeaker transducer voice coils exhibit the characteristics of an inductor. Instead it is a far more accurate approach to use the more advanced model often referred to as the "Wright empirical model", also used in LEAP-4 as the TSL model (www.linearx.com), involving parameters K_{rm}, E_{rm}, K_{xm}, and E_{xm}. This more accurate transducer model is described in a technical paper [here at our web site](#).

Note 6 Measured before burn in. Units are not burned in before shipping.

SPECIFICATIONS

TW030WA23/24/25/26 30 mm neo tweeter, Tetonon/Graphene dome 4/8 ohm

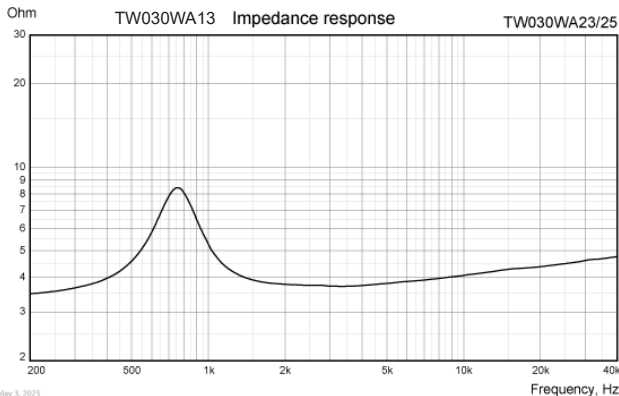


Important!
Please observe that graphs on the left side of this page and the below text files for download are actual measurements of the drivers measured in infinite baffle and without any enclosure. Measuring the drivers in a finite baffle (like the baffle of most speaker cabinets) and in any size of enclosure will lead to different response curves.



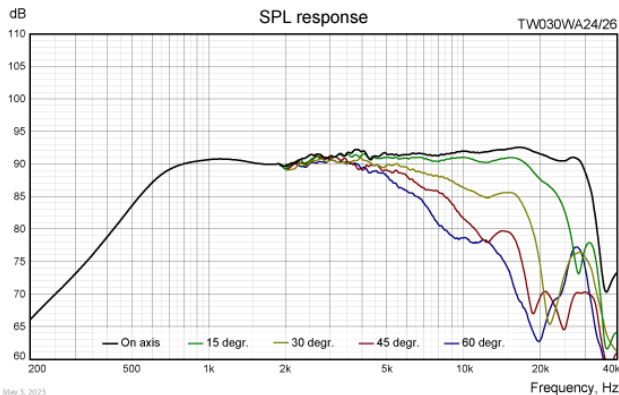
Download TW030WA23/25 SPL response as .txt file

Measuring conditions, SPL
Driver mounting: Flush in infinite baffle, back side open (no cabinet)
Microphone distance: 1.0 m
Input signal: 2.83 V_{RMS} LogChirp, 64k, Hanning/2
Smoothing: 1/6 oct.



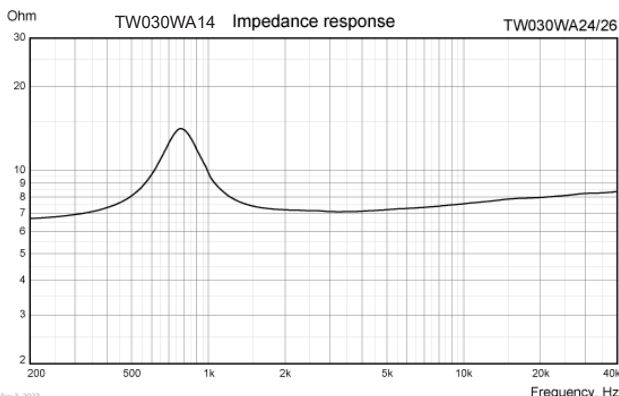
Download TW030WA23/25 impedance response as .txt file

Measuring conditions, impedance
Driver mounting: Free air, no baffle, back side open (no cabinet)
Input signal: Stepped sine wave, semi-current-drive, nominal current 2 mA
Smoothing: None



Download TW030WA24/26 SPL response as .txt file

Measuring conditions, SPL
Driver mounting: Flush in infinite baffle, back side open (no cabinet)
Microphone distance: 1.0 m
Input signal: 2.83 V_{RMS} LogChirp, 64k, Hanning/2
Smoothing: 1/6 oct.



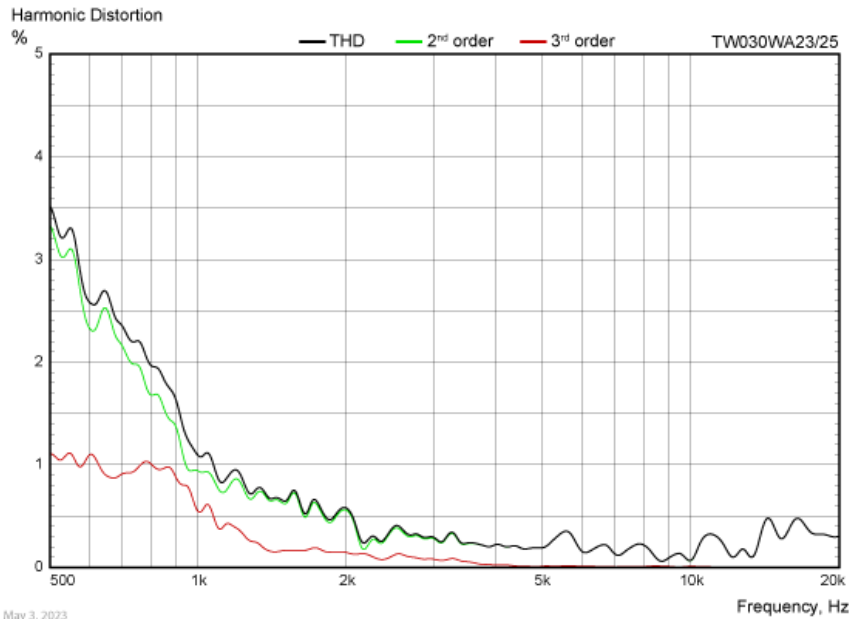
Download TW030WA24/26 impedance response as .txt file

Measuring conditions, impedance
Driver mounting: Free air, no baffle, back side open (no cabinet)
Input signal: Stepped sine wave, semi-current-drive, nominal current 2 mA
Smoothing: None

TW030WA23/24/25/26

30 mm neo tweeter, Tetonon/Graphene dome 4/8 ohm

HARMONIC DISTORTION



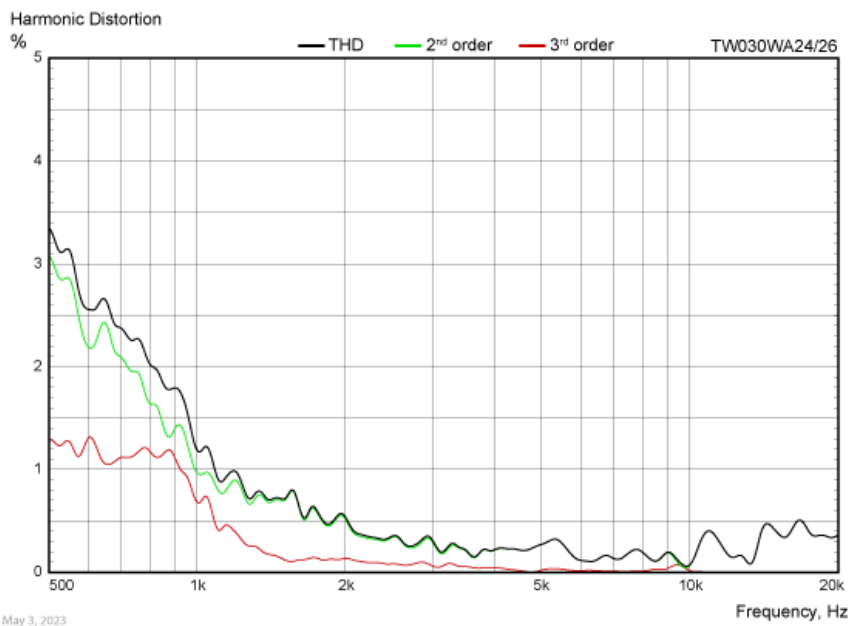
Measuring conditions, Harmonic Distortion

Driver mounting: Infinite baffle

Microphone distance: 0.5 m

Input signal: Stepped sine wave, 2.0 VRMS (TW030WA23/25) / 2.83 VRMS (TW030WA24/26)

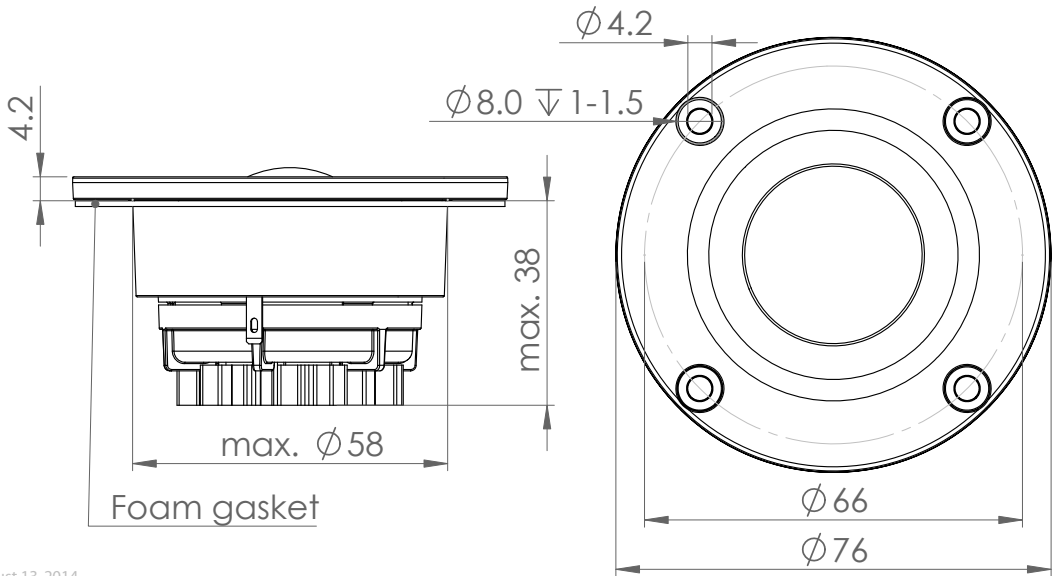
Smoothing: 1/12 oct.



SPECIFICATIONS

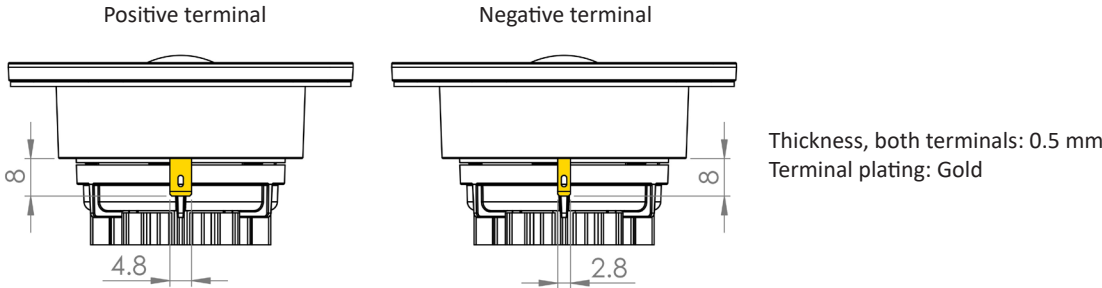
TW030WA23/24/25/26 30 mm neo tweeter, Tetonon/Graphene dome 4/8 ohm

OUTLINE DRAWING (nominal dimensions)



August 13, 2014

CONNECTIONS



PACKAGING AND ORDERING INFORMATION

Part no. TW030WA23-01	4 ohm, incl. face plate, dual packaging (one pair per box)
Part no. TW030WA23-02	4 ohm, incl. face plate, bulk (industrial) packaging
Part no. TW030WA24-01	8 ohm, incl. face plate, dual packaging (one pair per box)
Part no. TW030WA24-02	8 ohm, incl. face plate, bulk (industrial) packaging
Part no. TW030WA25-01	4 ohm, no face plate, dual packaging (one pair per box)
Part no. TW030WA25-02	4 ohm, no face plate, bulk (industrial) packaging
Part no. TW030WA26-01	8 ohm, no face plate, dual packaging (one pair per box)
Part no. TW030WA26-02	8 ohm, no face plate, bulk (industrial) packaging

Latest update: May 4, 2023