

# SPECIFICATIONS

## WF146WA01/02 5 $\frac{3}{4}$ " paper cone mid/woofer, 4/8 ohm

Nominal impedance is 4 ohm for WF146WA01 and 8 ohm for WF146WA02. Otherwise the two models are identical. WF146WA01/02 are mid/woofers designed for demanding bass and midrange applications. They work equally well for high-end hi-fi, high quality home theater systems, and top multimedia setups.

### FEATURES

- Alu field-stabilizing ring inside magnet assembly for reduced high-level distortion
- Vented voice coil former and magnet center pole for reduced distortion and compression
- New vented chassis for lower air flow speed reducing audible distortion
- Heavy-duty black fiber glass voice coil bobbin to increase power handling and reduce mechanical losses resulting in better dynamic performance and low-level details
- Large motor system with 1 $\frac{1}{4}$ " voice coil diameter and 90 mm magnet for better control, power handling, and efficiency
- Black magnet parts for better heat transfer to increase power handling
- Linear suspension with specially designed Conex damper (spider) for long durability under extreme operating conditions
- Gold plated terminals to ensure long-term trouble free connection



### NOMINAL SPECIFICATIONS

Notes	Parameter	WF146WA01		WF146WA02		Unit
		Before burn-in	After burn-in	Before burn-in	After burn-in	
	Nominal size	5 $\frac{3}{4}$		5 $\frac{3}{4}$		[inch.]
	Nominal impedance	4		8		[ohm]
	Recommended max. upper frequency limit	3.5		3.5		[kHz]
1	Sensitivity, 2.83V/1m (average SPL in range 200 - 1,000 Hz)	90		87.5		[dB]
2	Power handling, short term, IEC 268-5, no additional filtering					[W]
2	Power handling, long term, IEC 268-5, no additional filtering					[W]
2	Power handling, continuous, IEC 268-5, no additional filtering	55		55		[W]
	Effective radiating area, S <sub>d</sub>	95		95		[cm <sup>2</sup> ]
3, 6	Resonance frequency (free air, no baffle), F <sub>s</sub>	56		58		[Hz]
	Moving mass, incl. air (free air, no baffle), M <sub>ms</sub>	10.4		9.7		[g]
3	Force factor, B <sub>xl</sub>	5.1		6.4		[N/A]
3, 6	Suspension compliance, C <sub>ms</sub>	0.78		0.78		[mm/N]
3, 6	Equivalent air volume, V <sub>as</sub>	10.0		10.0		[lit.]
3, 6	Mechanical Q, Q <sub>ms</sub>	7.0		7.0		[-]
3, 6	Electrical Q, Q <sub>es</sub>	0.45		0.54		[-]
3, 6	Total Q, Q <sub>ts</sub>	0.42		0.51		[-]
4	Voice coil resistance, R <sub>DC</sub>	3.2		6.3		[ohm]
5	Voice coil inductance, L <sub>e</sub> (measured at 10 kHz)	0.24		0.39		[mH]
	Voice coil inside diameter	32		32		[mm]
	Voice coil winding height	11		11		[mm]
	Air gap height	5		5		[mm]
	Magnet weight	400		400		[g]
	Total unit net weight excl. packaging	1.03		1.03		[kg]
3, 5	K <sub>rrm</sub>	0.19		0.14		[mohm]
3, 5	E <sub>rrm</sub>	0.96		1.03		[-]
3, 5	K <sub>xm</sub>	4.9		8.2		[mH]
3, 5	E <sub>xm</sub>	0.69		0.69		[-]

Note 1 Measured in infinite baffle.

Note 2 Tested in free air (no cabinet).

Note 3 Measured using a semi-constant current source, nominal level 2 mA.

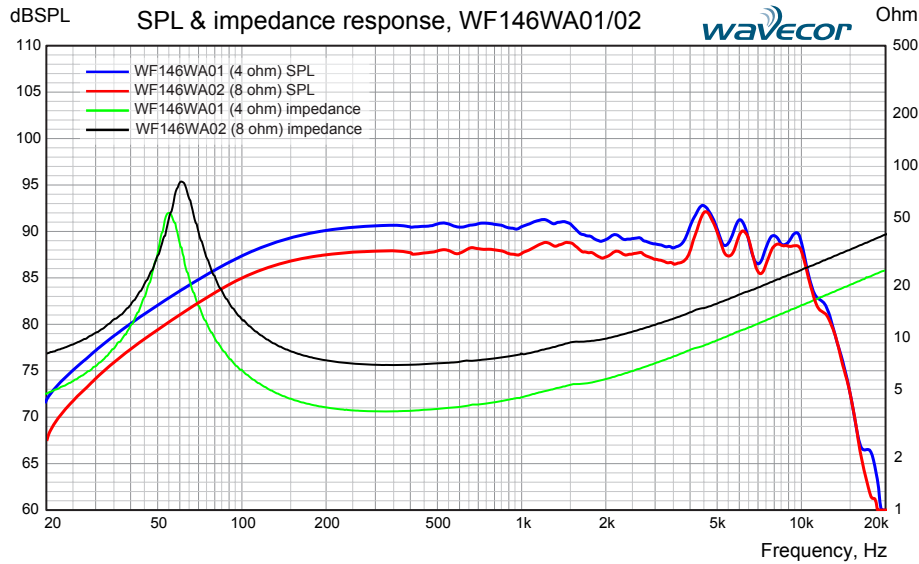
Note 4 Measured at 20 deg. C

Note 5 It is generally a rough simplification to assume that loudspeaker transducer voice coils exhibit the characteristics of an inductor. Instead it is a far more accurate approach to use the more advanced model often referred to as the "Wright empirical model", also used in LEAP-4 as the TSL model ([www.linearx.com](http://www.linearx.com)), involving parameters K<sub>rrm</sub>, E<sub>rrm</sub>, K<sub>xm</sub>, and E<sub>xm</sub>. This more accurate transducer model is described in a technical paper [here at our web site](#).

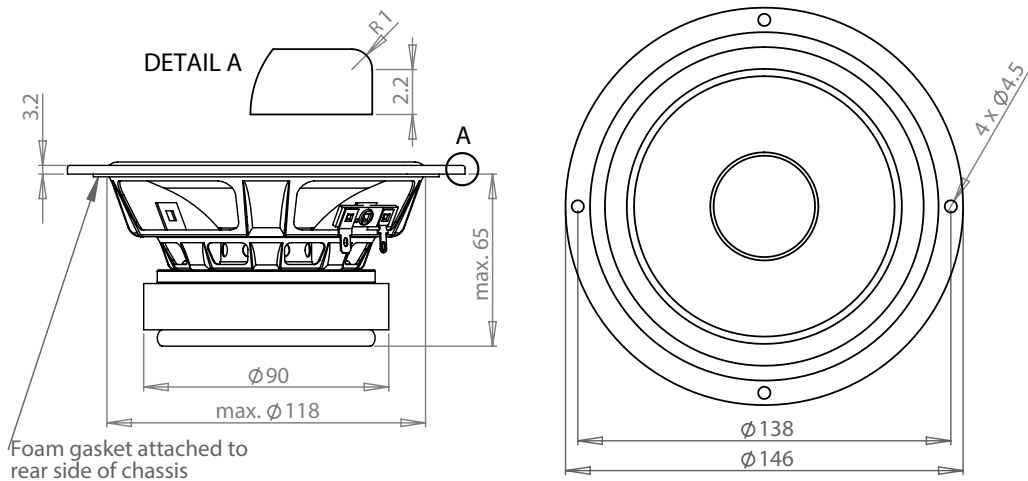
Note 6 After burn-in specifications are measured 12 hours after exiting the transducer by a 20 Hz sine wave for 2 hours at level 10/14.1 V<sub>RMS</sub> (4/8 ohm version). The unit is not burned in before shipping.

# SPECIFICATIONS

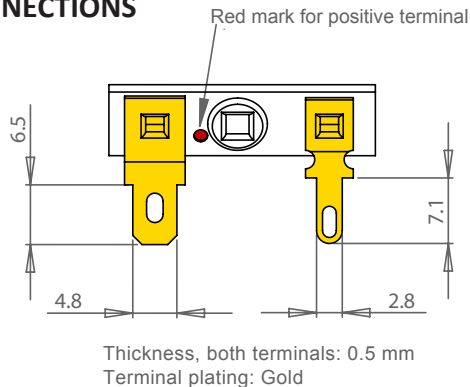
## WF146WA01/02 5 3/4" paper cone mid/woofer, 4/8 ohm



### OUTLINE DRAWING (nominal dimensions, mm)



### CONNECTIONS



### PACKAGING AND ORDERING INFORMATION

Part no. WF146WA01-01	4 ohm version, individual packaging (one piece per box)
Part no. WF146WA01-02	4 ohm version, bulk packaging
Part no. WF146WA02-01	8 ohm version, individual packaging (one piece per box)
Part no. WF146WA02-02	8 ohm version, bulk packaging

Latest update: March 26, 2024